

Introduction

Fitting Guide

Custom-design Products

Flush Hinges

Cabinet Hinges & Fittings

Building Butt Hinges

Contract Butt Hinges

Brass Butt Hinges

Stainless Steel Butt Hinges

Concealed Hinges

Catches


Castors

Stays

Brackets

Braces

Plates & Blocks



HINGE NO.	DESCRIPTION	MAXIMUM LOAD		TYPE OF DUTY
		Using 3 Hinges	Using 2 Hinges	
0410	Cranked flush hinge	10Kg	7Kg	Light
0430	Cranked flush hinge	10Kg	7Kg	Light
1800	Rising butt hinge	37.5Kg	25Kg	Heavy
1815	Stormproof butt hinge	37.5Kg	25Kg	Medium
1820	Stormproof butt hinge	37.5Kg	25Kg	Medium
1838	Butt hinge	10Kg	7Kg	Light
1850	Butt hinge	12.5Kg	8.5Kg	Light
1863	Butt hinge	17.5Kg	11.5Kg	Light
1875	Butt hinge	25Kg	16.5Kg	Medium
1900	Butt hinge	37.5Kg	25Kg	Medium
1940	Flush hinge	7.5Kg	5Kg	Light
1950	Flush hinge	10Kg	7Kg	Light
1960	Flush hinge	12.5Kg	8.5Kg	Light
1975	Flush hinge	17.5Kg	11.5Kg	Light
2950	Cranked flush hinge	10Kg	7Kg	Light
4025	Backflap hinge	10Kg	7Kg	Light
4031	Backflap hinge	12.5Kg	8.5Kg	Light
4038	Backflap hinge	17.5Kg	11.5Kg	Light
4100	Double cranked flush hinge	17.5Kg	11.5Kg	Medium
4160	Cranked flush hinge	10Kg	7Kg	Light
4231	Table hinge	12.5Kg	8.5Kg	Light
4238	Table hinge	17.5Kg	11.5Kg	Medium
4515	Strong butt hinge	55Kg	37Kg	Heavy
4535	Security butt hinge	55Kg	37Kg	Heavy
5038	Butt hinge	7.5Kg	5Kg	Light
5050	Butt hinge	10Kg	7Kg	Light
5063	Butt hinge	12.5Kg	8.5Kg	Light

HINGE MAINTENANCE

Hinges are supplied dry in order to ease handling and prevent the transfer of oily marks to hinges and doors during fitting. In most cases, hinges should be oiled immediately after installation. This and the occasional application of oil during service should significantly reduce wear. (BS7352:1990)

In order to help you select the most suitable hinge for a particular application, we have prepared a brief guide to hinge fitting and usage. For each hinge listed, we recommend a maximum load and indicate the type of duty for which it has been designed – light, medium or heavy.

LIGHT DUTY

Low frequency of use by those with high incentive to exercise care, for example, private house owners, and with small chance of accident occurring or misuse.

MEDIUM DUTY

Medium frequency of use by those with some incentive to use care, but some chance of accidents occurring and of misuse.


HEAVY DUTY

High frequency of use by public or by others with little incentive to exercise care, and with a high chance of accident occurring and of misuse.

CORROSION PROTECTION

Electro-plated finishes, such as nickel, electro-brass and florentine bronze, provide an attractive decorative finish but minimal corrosion protection. As a result, we recommend such hinges should only be used internally. For external applications or other areas requiring a high level of corrosion protection, a zinc plated finish or Nico Supercoat 500 is recommended.

Finish	Plating Process	Corrosion Resistance	Typical Applications	Pat No. Coding
Self Colour (SC)	No secondary finish to the product.	None	Generally used where the product will either have some form of secondary protection such as painting etc. or where unlikely to be subject to any corrosion.	01
Electro-Brassed (EB)	The product is initially Barrel Nickel plated, followed by Barrel Brass plating and lacquering.	Poor	General decorative Brass finish used where corrosion resistance is not required. Internal only.	02
Bright Electro-Brassed (BEB)	The product is initially Vat Nickel plated, followed by Vat Brass plating and lacquering.	Poor	Similar finish to Electro-Brassed but with a brighter, more polished surface due to Vat plating. Internal only.	12
Florentine Bronzed (FB)	The product is initially Barrel Copper plated, followed by Bronzing process, Barrelling and lacquering.	Poor	Generally used as a decorative Dark Bronzed finish where corrosion resistance is not required. Internal only.	03
Zinc Plate (Zn)	The product is initially Zinc plated, followed by a Bright passivation dip.	Good	A bright finish used widely on brackets etc. This finish will give fairly good corrosion resistance.	04
Yellow Zinc Plate (YZP)	The product is Barrel Zinc plated, followed by a Yellow passivation dip.	Very Good	A yellow iridescent finish which gives good corrosion protection. Used on window hinges and fittings.	34
Yellow Zinc Plate (ZY)	The product is Vat Zinc plated followed by a Yellow passivation dip.	Very Good	A bright 'brass-like' iridescent finish which gives good corrosion protection. Used where visual appearance is important.	54
Nickel Plate (NP)	The product is either Vat or Barrel Nickel plated, depending on requirement.	Poor	This finish is generally used as a decorative finish where corrosion resistance is not required. Internal only.	05
Nico Supercoat (S500)	The product is initially Zinc plated, followed by a passivating dip and S500 dip.	Excellent	This finish is used where a very high degree of corrosion resistance is required.	50



MEETING INDIVIDUAL CUSTOMER NEEDS

Nico's product development and tooling capability enables it to undertake the design and production of completely new products. It can also manufacture fittings to existing customer specifications.

Nico holds tooling for a wide range of non-standard hinges and fittings, which can be produced to short delivery times.

Design & Prototype Development

CAD Systems


Fully-equipped Toolroom

Automated Production

In-house Electro-plating Plant

Plastic Injection Moulded Facility

Stringent Quality Assurance



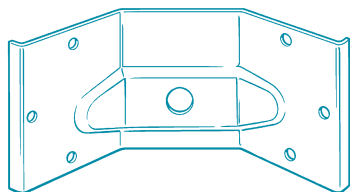
For more information about Nico Custom-design Products, contact our Sales Office on:

01255 422333

BRACKETS

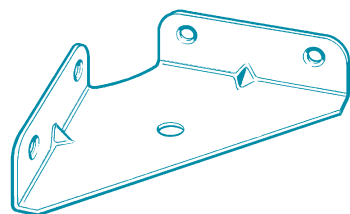
A variety of strong steel brackets for concealed fixing of items such as worktops, partitions and pelmets.

TABLE LEG BRACKET



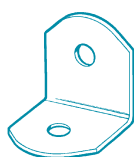
	60mm (2 1/2")			
Width	60mm			
Length	105mm			
Thickness	1.7mm			
Material	Steel			
Screw size	8			
Centre hole	10mm			
Bulk packed	75			
Self coloured	2599 0 00 01			

CORNER BRACKET



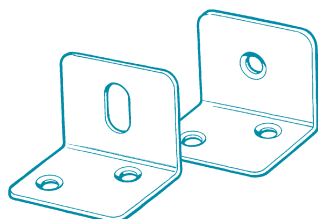
	STEEL			
Size	50 x 50mm			
Depth	16mm			
Thickness	1.0mm			
Material	Steel			
Screw size	4			
Centre hole	6mm			
Bulk packed	250			
Zinc plated	3157 0 00 04			

ANGLE BRACKET



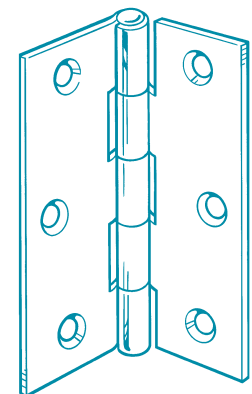
	PLAIN			
Size	19 x 19mm			
Width	19mm			
Thickness	1.2mm			
Material	Steel			
Screw size	6			
Bulk packed	1000			
Self coloured	3155 0 20 01			
Zinc plated	3155 0 20 04			

ANGLE BRACKETS



	SLOTTED	PLAIN		
Size	25 x 25mm	25 x 25mm		
Width	28mm	28mm		
Thickness	1.2mm	1.2mm		
Material	Steel	Steel		
Screw size	5	5		
Slot	13 x 6.5mm	-		
Bulk packed	2000	2000		
Zinc plated	3160 0 20 04	3162 0 20 04		

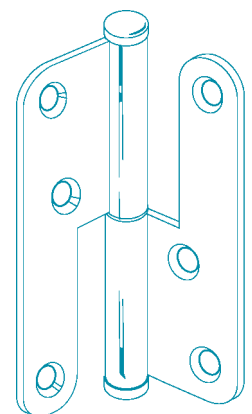
STEEL BUTT HINGE 1838 PATTERN



Cranked

	38mm (1 1/2")	50mm (2")	63mm (2 1/2")	75mm (3")
Length	38mm	50mm	63mm	75mm
Width open	35mm	38mm	42mm	49mm
Thickness	1.4mm	1.4mm	1.6mm	1.6mm
Knuckle	Cranked	Cranked	Cranked	Cranked
Screw holes per hinge	4	4	6	6
Screw size	5	6	6	7
Bulk packed	250	500	400	100
Self coloured	1838 0 22 01	1850 0 22 01	1863 0 22 01	1875 0 22 01
Electro brassed	1838 0 22 02	1850 0 22 02	1863 0 22 02	1875 0 22 02
Zinc plated	1838 0 22 04	1850 0 22 04	-	1875 0 22 04
BOXED RANGE	-	-	-	12x10 pairs
Electro brassed	-	-	-	1875 9 22 02
Zinc plated	-	-	-	1875 9 22 04
	100mm (4")			
Length	100mm			
Width open	72mm			
Thickness	1.8mm			
Knuckle	Cranked			
Screw holes per hinge	8			
Screw size	8			
Bulk packed	40			
Self coloured	1900 0 22 01			
Electro brassed	1900 0 22 02			
Zinc plated	1900 0 22 04			
BOXED RANGE	12 x 5 pairs			
Electro brassed	1900 9 22 02			
Zinc plated	1900 9 22 04			

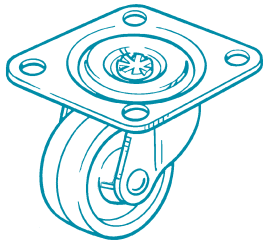
LOAD PRO HEAVY DUTY DOOR HINGE



	98mm			
Length	98mm			
Width open	84mm			
Thickness	2.65mm			
Knuckle	Cranked			
Screw holes per hinge	6			
Screw size	Supplied			
BOXED RANGE	10 x 5 Pairs			
Zinc plated LH	4715 5 ZP			
Zinc plated RH	4715 6 ZP			
Electro brassed LH	4715 5 EB			
Electro brassed RH	4715 6 EB			
Yellow Zinc plated LH	4715 5 ZY			
Yellow Zinc plated RH	4715 6 ZY			
Nico Supercoat 500 LH	4715 5 S5			
Nico Supercoat 500 RH	4715 6 S5			


Robustly constructed single and twin wheel castors with a choice of peg or plate fixing.

PLATE CASTOR



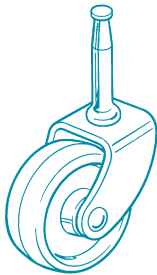
	31mm (1 1/4")	41mm (1 5/8")		
Wheel diameter	31mm	41mm		
Plate	40 x 33mm	51 x 51mm		
Height	41mm	54mm		
Screw holes	4mm	6mm		
Ball race	No	Yes		
Load per castor	36kg	60kg		
Bulk packed	300	150		
Zinc plated (black wheel)	1310 0 00 74	1320 0 00 74		

CORNER BRACKET CASTOR



	28mm (1 1/8")			
Wheel diameter	28mm			
Plate	110 x 37mm			
Effective height	17mm			
Screw size	8			
Load per castor	35kg			
Bulk packed	100			
Self coloured (black wheel)	1251 0 00 01			

PEG CASTOR



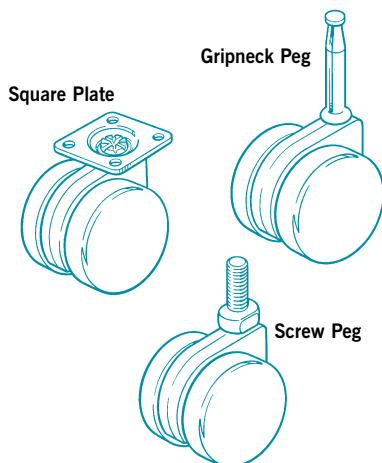
	31mm (1 1/4")	41mm (1 5/8")		
Wheel diameter	31mm	41mm		
Tread width	14mm	16mm		
Effective height	42mm	50mm		
Load per castor	43kg	43kg		
Bulk packed	400	250		
Zinc plated (black wheel)	1417 0 00 74	1306 0 00 74		

CASTOR SOCKET



Length	25mm			
Washer diameter	9.5mm			
Material	Steel			
Pin holes	2			
Bulk packed	1000			
Self coloured	1500 0 00 01			

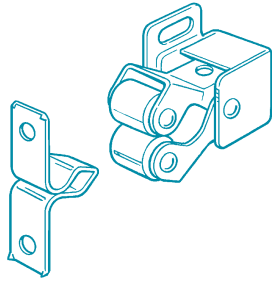
TWIN WHEEL CASTORS (FITTINGS NOT INCLUDED)



	WITH STEEL AXLE			
Wheel diameter	40mm			☎
Overall width	32mm			To Special Order
Tread width	2 x 9mm			Call for details
Material	Nylon			
Load per castor	45kg			
Bulk packed	250			
Gloss black	1350 0 00 70			
FITTINGS	Gripneck Peg	Square Plate	Screw Peg	☎
Length/size	35mm	28 x 28mm	15mm	To Special Order
Diameter	7mm	-	-	Call for details
Screw size	-	6	M8	
Material	Steel	Steel	Steel	
Bulk packed	250	250	250	
Zinc plated	1550 0 00 04	1581 0 00 04	1560 0 00 04	

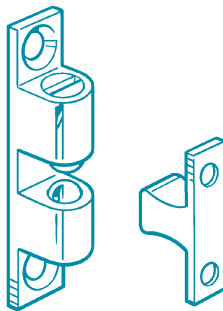
A selection of catches providing a choice of fastening method for furniture applications.

DOUBLE ROLLER CATCH



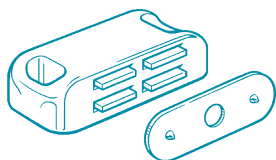
Length	32mm		
Width	29mm		
Height	12mm		
Striking plate	32 x 9mm		
Material	Steel		
Screw size	5		
Bulk packed	100		
Florentine bronzed	1472 0 00 03		
Zinc plated	1472 0 00 04		

ADJUSTABLE DOUBLE BALL CATCH



	42mm (1 3/4")		
Length	42mm		
Width	8mm		
Height	10mm		
Material	Brass		
Screw size	4		
Small box	24		
Self coloured	1476 0 00 42		

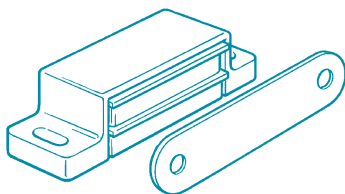
MAGNETIC CATCH



Shape of catch subject to variation

	4kg		
Length	42mm		
Width	19mm		
Height	13mm		
Pull	3-4kg		
Screw size	4		
Bulk packed	150		
White	1450 0 00 80		
Brown	1450 0 00 90		

MAGNETIC CATCH



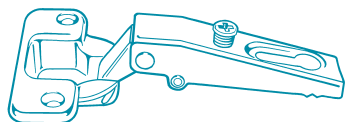
Shape of catch subject to variation

	6kg		
Length	46mm		
Width	15mm		
Height	13mm		
Pull	5-6kg		
Screw size	4		
Bulk packed	150		
White	1449 0 00 80		
Brown	1449 0 00 90		

CONCEALED HINGES

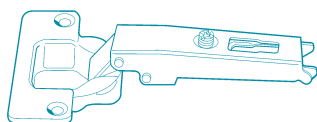
A range of concealed hinges for a wide variety of applications.

CONCEALED HINGE



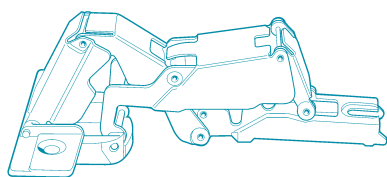
	0mm ARM		
Opening	95°		
Cup diameter	35mm		
Cup depth	11mm		
Cup material	Steel		
Edge distance	3-8mm		
Hole centres	48mm		
Screw size	6		
Bulk packed	250		
Nickel plated	7150 0 15 05		
Type	Standard		

CONCEALED HINGE



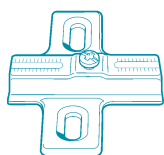
	0mm ARM	0mm ARM	
Opening	110°	110°	
Cup diameter	35mm	35mm	
Cup depth	12mm	12mm	
Cup material	Steel	Steel	
Edge distance	3-4mm	3-4mm	
Hole centres	48mm	48mm	
Screw size	6	6	
Bulk packed	250	250	
Nickel plated	7165 0 15 05	7175 0 15 05	
Type	Clip on	Slide on	

CONCEALED HINGE



	0mm ARM	0mm ARM	
Opening	165°	165°	
Cup diameter	35mm	35mm	
Cup depth	11mm	11mm	
Cup material	Mazak	Mazak	
Edge distance	3-8mm	3-8mm	
Hole centres	48mm	48mm	
Screw size	6	6	
Bulk packed	100	100	
Nickel plated	7170 0 15 05	7180 0 15 05	
Type	Clip on	Slide on	

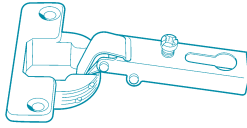
CRUCIFORM BASE PLATE



Vertical adjustment

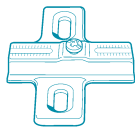
	3mm	6mm	4mm	4mm
Effective height	3mm	6mm	4mm	4mm
Material	Steel	Steel	Steel	Steel
Vertical adjustment	±2mm	±2mm	±2mm	±2mm
Hole centres	32mm	32mm	32mm	32mm
Drilling distance from edge	37mm	37mm	37mm	37mm
Screw size	6	6	6	6
Bulk packed	1000	1000	1000	1000
Nickel plated	7340 0 03 05	7230 0 06 05	7230 0 04 05	7450 0 04 05
Type	Clip on	Standard	Standard	Slide on

MINI CONCEALED HINGE



	0mm ARM			
Opening	95°			
Cup diameter	26mm			
Cup depth	12mm			
Cup material	Steel			
Edge distance	3-6mm			
Hole centres	38mm			
Screw size	6			
Bulk packed	500			
Nickel plated	7130 0 15 05			
Type	Mini-Slide on			

CRUCIFORM BASE PLATE



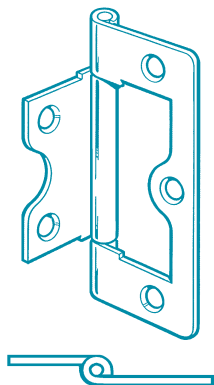
Vertical adjustment

	3mm	5mm		
Effective height	3mm	5mm		
Material	Steel	Steel		
Vertical adjustment	±2mm	±2mm		
Hole centres	32mm	32mm		
Drilling distance from edge	37mm	37mm		
Screw size	6	6		
Bulk packed	1000	1000		
Nickel plated	7440 0 03 05	7440 0 05 05		
Type	Mini-Slide on	Mini-Slide on		

FLUSH HINGES

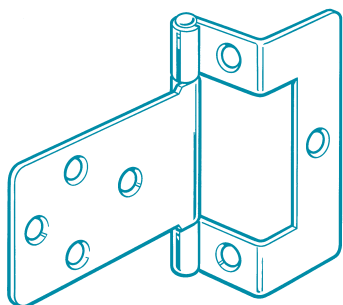
A range of surface-mounted steel hinges for light and medium duty applications.

STEEL FLUSH HINGE 105 PATTERN

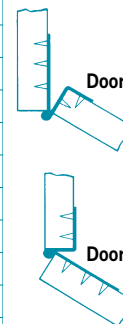


	40mm (1 1/2")	50mm (2")	60mm (2 1/2")	75mm (3")
Length	40mm	50mm	60mm	75mm
Width	16mm	18mm	20mm	25mm
Thickness	1.0mm	1.2mm	1.2mm	1.6mm
Screw holes per hinge	4	4	5	6
Screw size	3	4	4	6
Bulk packed	500	300	250	100
Electro brassed	1940 0 11 02	1950 0 11 02	1960 0 11 02	1975 0 12 02
Florentine bronzed	1940 0 11 03	1950 0 11 03	1960 0 11 03	-
Zinc plated	1940 0 11 04	1950 0 11 04	1960 0 11 04	1975 0 12 04
BOXED RANGE	-	12 x 25 pairs	12 x 25 pairs	18 x 10 pairs
Electro brassed	-	1950 9 11 02	1960 9 11 02	1975 9 12 02

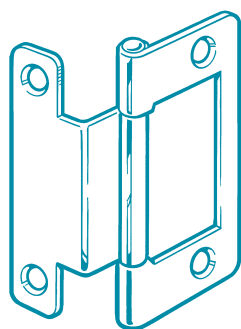
CRANKED FLUSH HINGE



	10mm (3/8")	16mm (5/8")		
Length	50mm	50mm		
Cranked	10mm	16mm		
Thickness	1.2mm	1.2mm		
Material	Steel	Steel		
Screw holes per hinge	7 (all to face)	7		
Screw size	4	4		
Bulk packed	500	500		
Electro brassed	0430 0 22 02	0410 0 22 02		
Zinc plated	-	0410 0 22 04		



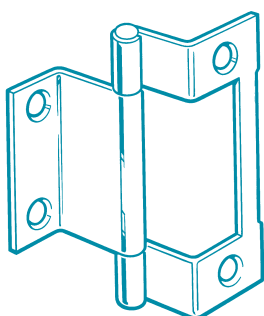
CRANKED FLUSH HINGE



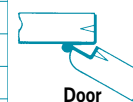
	5mm (3/16")			
Length	50mm			
Cranked	5mm			
Thickness	1.2mm			
Material	Steel			
Screw size	4			
Bulk packed	500			
Electro brassed	4160 0 22 02			
Florentine bronzed	4160 0 22 03			



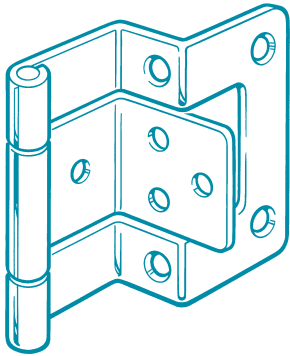
CRANKED FLUSH HINGE



	9.5mm (3/8")			
Length	50mm			
Cranked	9.5mm			
Thickness	1.2mm			
Material	Steel			
Screw size	4			
Bulk packed	500			
Electro brassed	2950 0 22 02			
Florentine bronzed	2950 0 22 03			



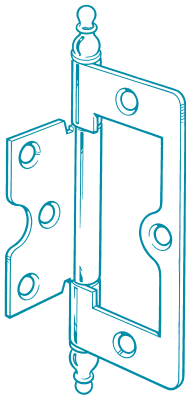
DOUBLE CRANKED FLUSH HINGE



	16mm (5/8")			
Length	50mm			
Cranked	16mm			
Thickness	2.0mm			
Material	Steel			
Screw size	4			
Bulk packed	250			
Electro brassed	4100 0 22 02			



STEEL FINIAL FLUSH HINGE

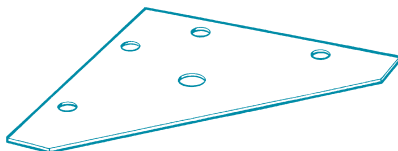


	50mm (2")	60mm (2 1/2")	75mm (3")	
Length	50mm	60mm	75mm	
Width	18mm	20mm	25mm	
Thickness	1.2mm	1.2mm	1.6mm	
Material	Steel/Mazak	Steel/Mazak	Steel/Steel	
Screw holes per hinge	4	5	6	
Screw size	4	4	6	
Bulk packed	250	250	100	
Electro brassed	1950 0 13 02	1960 0 13 02	1975 0 13 02	
Florentine bronzed	1950 0 13 03	1960 0 13 03	-	

PLATES & BLOCKS

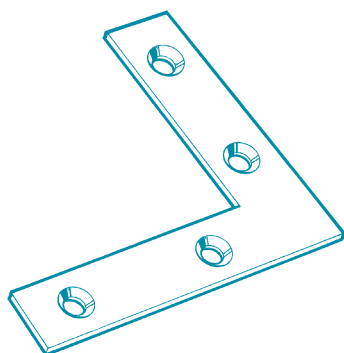
Mild steel plates for strengthening and squaring of corners on carcass frames. Easy to fit, unobtrusive fixing blocks.

CORNER PLATE



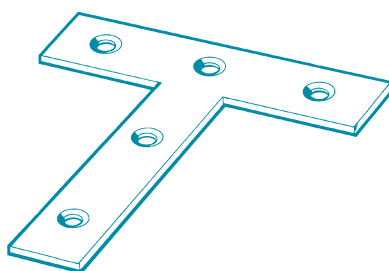
Size	83 x 83mm			
Thickness	0.9mm			
Material	Steel			
Screw size	5			
Centre hole	8mm			
Bulk packed	400			
Zinc plated	3152 0 10 04			

ANGLE PLATE 324 PATTERN



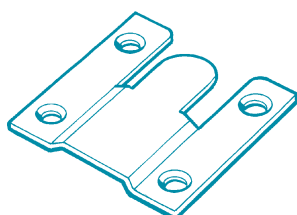
	50mm (2")	75mm (3")	50mm (2")	75mm (3")
Size	50 x 50mm	75 x 75mm	50 x 50mm	75 x 75mm
Width	10mm	16mm	10mm	16mm
Thickness	2.0mm	2.0mm	1.6mm	1.6mm
Material	Steel	Steel	Steel	Steel
Screw holes per plate	4	4	4	4
Screw size	5	7	5	7
Bulk packed	1000	500	1000	500
Self coloured	3270 0 00 01	3280 0 00 01	-	-
Zinc plated	-	-	3770 0 00 04	3780 0 00 04

TEE PLATE 318 PATTERN



	75mm (3")		
Size	75mm		
Width	16mm		
Thickness	1.6mm		
Material	Steel		
Screw size	5		
Bulk packed	250		
Zinc plated	3262 0 00 04		

FLUSHMOUNT FITTING



2 fittings interlock to make lift off mounting plate

Width	35mm		
Height	35mm		
Thickness	1.2mm		
Material	Steel		
Screw holes per fitting	4		
Screw size	6		
Bulk packed	400		
Zinc plated	3150 0 00 04		

